
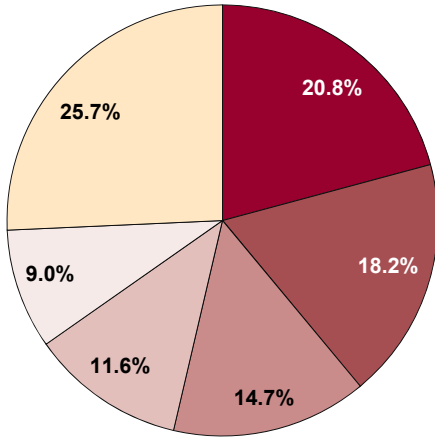


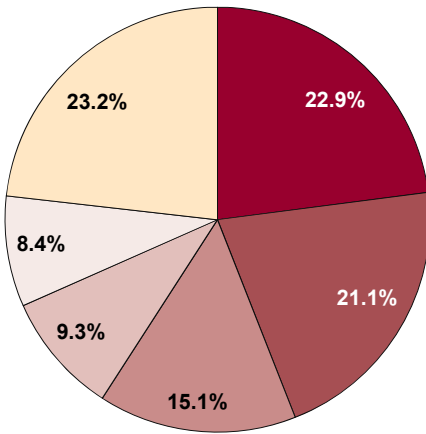
International Exports from Kansas, 2012 and 2022

2012



	Value (million \$)	Percent
	\$2,432	20.8
	2,121	18.2
	1,716	14.7
	1,356	11.6
	1,056	9.0
	3,003	25.7
Total	\$11,684	100%

2022



	Value (million \$)	Percent
	\$3,204	22.9
	2,944	21.1
	2,107	15.1
	1,293	9.3
	1,174	8.4
	3,243	23.2
Total	\$13,965	100%

Source: Institute for Policy & Social Research, The University of Kansas; data from U.S. Department of Commerce, International Trade Administration, Office of Trade and Industry Information.