

Federal Relief Act Funds to Kansas


October 21, 2021



Supporting Kansas Cities

www.lkm.org





Information Provided by Office of
Recovery

Laura Kelly, Governor

Kansas received \$18.1B from CARES Act

Direct Payments¹ (e.g., economic impact payments, federal pandemic unemployment insurance) ~\$4.4B

Education and Childcare ~\$0.3B

K-12 Education ~\$84M	Higher Education ~\$139M
Other ~\$9M	Childcare ~\$39M
Testing, Vax. ~\$16M	Other (Municipal Liquidity Fund) ~\$2.7B
Mental health ~\$3M	
Provider Support ~\$1.1B	

Health ~\$1.1B

Other ~\$2.7B

State ~\$1.034B

State Coronavirus Relief Fund (CRF) ~\$1.034B
Local CRF (direct to Johnson & Sedgwick County) ~\$0.2B

Local ~\$0.2B

Essential Needs and Economic Revitalization ~\$8.4B

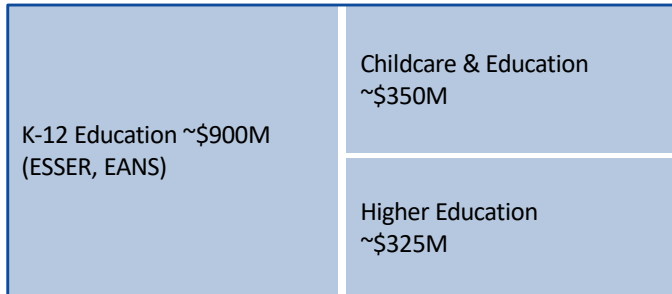
Paycheck Protection Program (PPP) ~\$5.1B		
Small Business Relief: ~\$1.6B		
Food ~\$1.2B		
Other ² ~\$285M	Transportation ~\$144M	Housing ~\$16M

1. Direct Payments estimate includes only Economic Impact Payments (~\$2.4B est. to KS); and UI Benefits (~\$2.4B). 2. Includes additional unemployment benefits per Executive Action. Note: CARES Act data includes CARES Act, Paycheck Protection Program and Health Care Enhancement Act, Executive Action. Not to scale. Source: FFIS State Funding for Coronavirus (8/3/21)

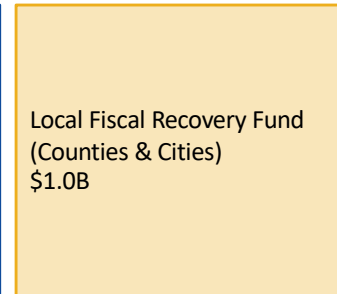
Kansas received \$8.6B from American Rescue Plan Act (ARPA)

Direct Payments¹ (e.g., economic impact payments) ~\$3B+

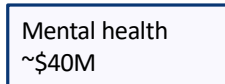
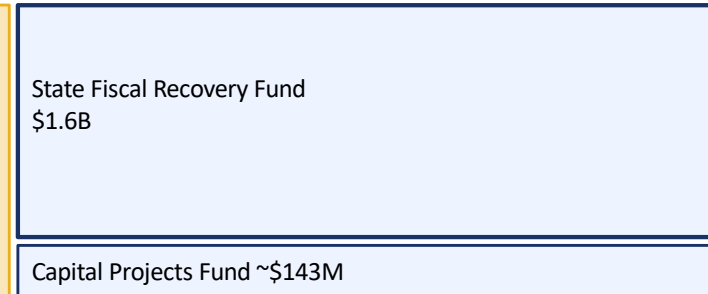
Education and Childcare ~\$1.6B



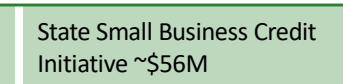
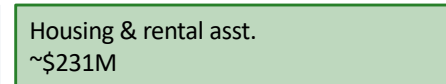
Local ~\$1.0B



State ~\$1.6B



Health ~\$520M



Housing and Economic Revitalization ~\$287M

1. Direct Payments estimate includes only Economic Impact Payments (~\$3.3B est. to KS); additional aid expected through Child Tax Credit (~\$1-2B est. to KS; 652,000 children will receive credit), UI Benefits (\$ TBD); Food Insecurity (~\$23M est. to KS) includes increased SNAP benefits to Sep. 30 and WIC vouchers for 4 months; Small Business Relief (~\$450-850M+ est. to KS pro rata) through competitive grant programs (e.g., PPP, Restaurant Revitalization Fund, Shuttered Venue Operator Grants) Source: American Rescue Plan Act (H.R. 1319), Government Financial Officers Association

CARES FUNDING TO COUNTIES

- Johnson County Direct Funding \$116.3 Million
- Sedgwick County Direct Funding \$99 Million
- State CARES ACT \$400 Million directed to Counties
- Wyandotte County \$37.3 Million
- Shawnee County \$36.8
- Douglas County \$25.0 Million
- Greeley County \$0.2



Supporting Kansas Cities

www.lkm.org



ARPA FUNDING TO COUNTIES

- Johnson County Direct Funding \$117.0 Million
- Sedgwick County Direct Funding \$100.2 Million
- Wyandotte County \$32.1 Million
- Shawnee County \$34.35
- Douglas County \$23.7Million
- Greeley County \$239,302



Supporting Kansas Cities

www.lkm.org



ARPA FUNDING TO METROPOLITAN CITIES

■ Wichita	\$72.422 Million (\$185 per person)
■ Kansas City, Kansas	\$55.383 Million (\$362 per person)
■ Topeka	\$45.676 Million (\$364 per person)
■ Overland Park	\$18.581 Million (\$95 per person)
■ Olathe	\$14.918 Million (\$106 per person)
■ Lawrence	\$19.301 Million (\$196 per person)



Supporting Kansas Cities

www.lkm.org



ARPA FUNDING TO METROPOLITAN CITIES

- Manhattan \$12.757 Million (\$233 per person)
- Leavenworth \$8.549 Million (\$238 per person)
- Shawnee \$7.564 Million (\$115 per person)
- Lenexa \$5.131 Million (\$92 per person)



Supporting Kansas Cities

www.lkm.org



ARPA FUNDING TO NON-METROPOLITAN CITIES

- \$151.70 per person
- Salina \$7.061 Million
- Waldron \$1,517.07



Supporting Kansas Cities

www.lkm.org

