



WOMEN'S FOUNDATION

*Kansas Economic Policy Conference*  
*October 24, 2019*

---

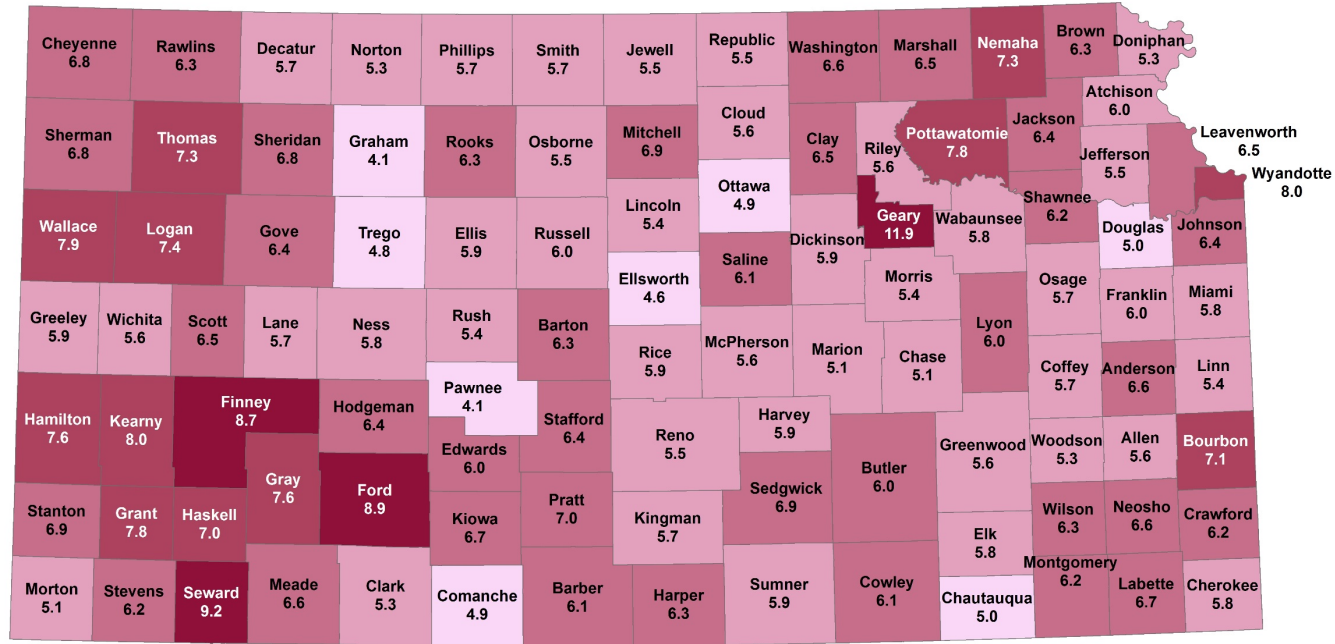
---

Research – Solutions – Results

---

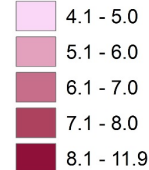
---

## Percent of Population Under Age 5, 2018



Source: Institute for Policy & Social Research, The University of Kansas;  
data from U.S. Census Bureau, 2018 Population Estimates by Age and Sex.

### Percent



**Kansas: 6.5**

**U.S.: 6.1**

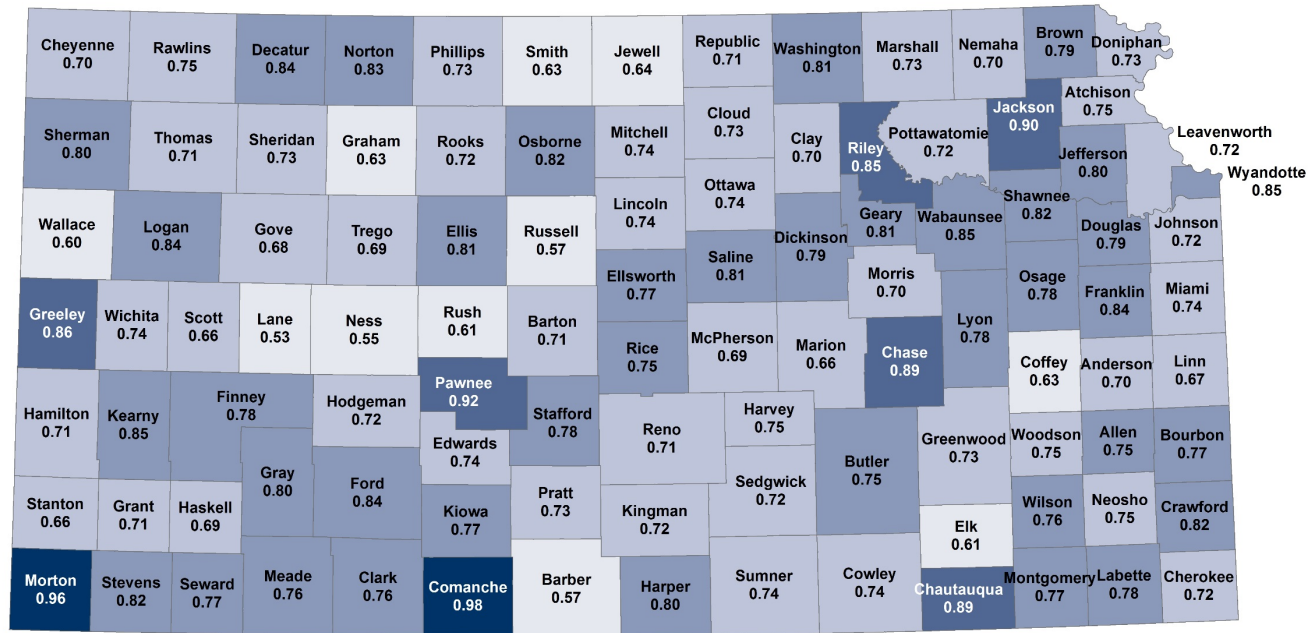
| <b>Top 5 Occupations for Women and Median Earnings</b> |   |   |
|--|---|---|
| <b>Rank</b>  | <b>Kansas</b>                               | <b>U.S.</b>                                 |
| <b>1</b>   | Elementary and Middle School Teachers       | Secretaries and Administrative Assistants   |
|  | <b>\$31,000</b>                             | <b>\$35,000</b>                             |
| <b>2</b>   | Registered Nurses                           | Elementary and Middle School Teachers       |
|  | <b>\$43,487</b>                             | <b>\$48,665</b>                             |
| <b>3</b>   | Secretaries and Administrative Assistants   | Registered Nurses                           |
|  | <b>\$52,000</b>                             | <b>\$62,300</b>                             |
| <b>4</b>   | First-Line Supervisors of Sales Workers     | First-Line Supervisors of Sales Workers     |
|  | <b>\$31,566</b>                             | <b>\$33,703</b>                             |
| <b>5</b>   | Nursing, Psychiatric, and Home Health Aides | Nursing, Psychiatric, and Home Health Aides |
|  | <b>\$20,708</b>                             | <b>\$23,600</b>                             |

Source: Calculated from U.S. Census Bureau, 2013-17 American Community Survey PUMS based on employees who usually work more than 30 hours per week.

| <b>Top 5 Occupations for Men and Median Earnings</b> |   |   |
|--|---|---|
| <b>Rank</b>  | <b>Kansas</b>   | <b>U.S.</b>   |
| <b>1</b>   | Driver/Sales Workers and Truck Drivers  | Driver/Sales Workers and Truck Drivers  |
|  | <b>\$37,793</b>   | <b>\$37,788</b>   |
| <b>2</b>   | Miscellaneous Managers, including Funeral Service Managers, Postmasters, and Mail Superintendents | Miscellaneous Managers, including Funeral Service Managers, Postmasters, and Mail Superintendents |
|  | <b>\$72,479</b>   | <b>\$77,864</b>   |
| <b>3</b>   | First-Line Supervisors of Sales Workers   | First-Line Supervisors of Sales Workers   |
|  | <b>\$47,111</b>   | <b>\$47,000</b>   |
| <b>4</b>   | Laborers and Freight, Stock, and Material Movers  | Construction Laborers   |
|  | <b>\$27,357</b>   | <b>\$25,441</b>   |
| <b>5</b>   | Farmers, Ranchers, and Other Agricultural Managers  | Laborers and Freight, Stock, and Material Movers  |
|  | <b>\$0</b>  | <b>\$26,000</b>   |

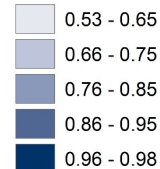
Source: Calculated from U.S. Census Bureau, 2013-17 American Community Survey PUMS based on employees who usually work more than 30 hours per week.

## Ratio of Female-to-Male Median Earnings of Full-time, Year-round Workers, 2013-17



Source: Institute for Policy & Social Research, The University of Kansas;  
data from U.S. Census Bureau, 2013-2017 American Community Survey.

### Ratio of Earnings



**Kansas: 0.76**  
**U.S.: 0.80**

---

---

# Additional Data

- Labor Force Participation
  - Women Owned Businesses
  - Child Care Costs
- 
-

---

---

# Policy Solutions, People Engagement, and Results

- Paid Family and Medical Leave
  - Occupational Licensing and Entrepreneurship
  - Gender Pay Equity
  - Anti-Sexual Harassment
  - Civic Engagement on Civic Boards and Commissions
- 
-



---

---

# Questions?

Staff contact: Kendall Seal

Email: [kendall@womens-foundation.org](mailto:kendall@womens-foundation.org)

Phone: 816-988-2006

---


---


---

---

## STAY CONNECTED

[www.Womens-Foundation.org](http://www.Womens-Foundation.org)

 [Facebook.com/WomensFound](https://Facebook.com/WomensFound)

 [@WomensFound](https://twitter.com/WomensFound)

---

---